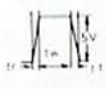




VF 変換器

	VF-510 (0~10KHz)	VF-530 (0~100KHz)
Input Voltage Range Current Range Impedance (Bias 5%, 50ppm/°C) Offset Voltage Drift (temperature) 0-60°C ave. Over Range	0~10 V 0~400 μA 33 KΩ ±5 mV max 20 μV/°C max 10 %	0~10 V 0~400 μA 33 Ω ±5 mV max 20 μV/°C max 10 %
Output Input Voltage Conversion equation Input Current Conversion equation	$F_o = K \cdot (V_{in} - V_{os}) / (R_i + 33) \text{ K } \Omega$ $F_o = K \cdot I_{in}$ $K \approx 33 \text{ Hz}/\mu\text{A}$ 0~10 KHz TTL Compatible	$F_o = K \cdot (V_{in} - V_{os}) / (R_i + 30) \text{ K } \Omega$ $F_o = K \cdot I_{in}$ $K \approx 330 \text{ Hz}/\mu\text{A}$ 0~100 KHz TTL Compatible
Output Frequency Output Voltage Output Wave (pulse wave)	 tw = 30 μs tr = 100 ns tf = 20 ns	 tw = 3.5 μs tr = 100 ns tf = 20 ns
Output Impedance (at 25°C)	500 Ω less or equal	500 Ω less or equal
Nonlinearity	0.01 % typ, 0.02 % max	0.01 % typ, 0.02 % max
Minimum Resolution Input Voltage Input Current	50 μV 100 pA	50 μV 500 pA
Stability for Temperature (0-60°C ave.) for Time (at 25°C) for Powersupply (at ±15V) Offset potentiometer	20ppm/°C typ, 50ppm/°C max 500 ppm/month max 100 ppm/±V max 20 KΩ Trimmer Pot.	20ppm/°C typ, 50ppm/°C max 500 ppm/month max 100 ppm/±V max 20 KΩ Trimmer Pot.
Settling Time	10 μs + 1 puls	10 μs + 1 puls
Powersupply Voltage & Current Range	±15 V, ±10 mA ±14 V-16 V	±15 V, ±10 mA ±14 V-16 V
Temperature Range Performance Assurance Working Storage	0~+60°C -25~+85°C -55~+125°C	0~+60°C -25~+85°C -55~+125°C
Socket	AMS4L	AMS4L

■形状及びピン名称 Feature Size and Pin Assignment



VF-510・VF-530

